

PROCESS FOR CONTRIBUTING ONLINE TOWARDS NPS-LITE

1. Enter the website www.npscra.nsd.com
2. Click on Open Your NPS Account/Contribute Online

NSDL e-Governance Infrastructure Limited
Central Recordkeeping Agency
For National Pension System

HOME ABOUT US SUBSCRIBER'S CORNER GALLERY CIRCULAR LOGIN

Go Paperless Opt for an Email Annual Transaction Statement

News

Go Paperless Opt for an Email Annual Transaction Statement

Subscriber Awareness Program

Thursday, 7 November 2019
5:30 P.M.

Venue:
Hotel Apollo Dimora, Opposite

Apka Phone. Apka NPS.

Faster Simpler Smoother

Download the app "NPS by NSDL eGov." from

Available on the App Store GET IT ON Google play

3. Click on National Pension System

National Pension System Trust

eNPS

HOME MORE ABOUT NPS FAQ

Please Select Your Language ENGLISH

Now you can make contribution through UPI. Click here to know more about UPI.

To rectify any error in the contribution (amount or Tier type) remitted through eNPS portal, you are requested to raise a grievance on the CRA portal (www.cra-nsdl.com) to NPS Trust/CRA within 7 days from the date of transaction

Aadhaar based registration under NPS and APY is currently disabled.

Guidelines for Online Registration
NPS Trust welcomes you to 'eNPS', which will facilitate:-

- Opening of Individual Pension Account under NPS (only Tier I / Tier I & Tier II) by All Indian Citizens (including NRIs) between 18 - 65 years
- Making initial and subsequent contribution to your Tier I as well as Tier II account

For Account opening, you need to:

- Have Mobile number, email ID and an active Bank account with net Banking facility enabled
- In case, an applicant selects to open the individual pension account with PAN, the activation of the PRAN is subject to KYC verification by the empanelled POP (name and address should match with POP record) selected by applicant during the registration process.
- To view the list of empanelled POP, Click Here
- Fill up all the mandatory details online
- Click Here for guidelines on filling details if Applicant residence for tax purposes in jurisdiction (s) outside India
- Scan and upload your photograph (optional for Aadhaar) and signature
- Make online payment (Minimum amount of ₹ 500)
- In case subscriber unable to do eSign, Print the form, paste photograph & affix signature and submit the Form to CRA

Read More...

NATIONAL PENSION SYSTEM

ATAL PENSION YOJANA

Additional Services

- Update FATCA details
- Update Email ID/Mobile number
- Reprint PRAN Card
- Change in Scheme Preference
- Tier II Withdrawal
- View Account Details/Transaction Statement

LOGIN WITH PRAN/IPIN

4. Click on Contribution

***Please note that subscriber can contribute only till he complete 60 years of age**

The screenshot shows the eNPS National Pension System portal. The browser address bar displays <https://enps.nsdil.com/eNPS/NationalPensionSystem.html>. The page header includes navigation links for HOME, MORE ABOUT NPS, and FAQ, along with a language selection dropdown set to ENGLISH. A notification banner at the top states: "Now you can make contribution through UPI. Click here to know more about UPI." Below this, a message reads: "To rectify any error in the contribution (amount or Tier type) remitted through eNPS portal, you are requested to raise a grievance on the CRA portal (www.cra-nsdl.com) t X". The main content area features a welcome message: "NPS Trust welcomes you to 'eNPS', which will facilitate:-". This is followed by three bullet points:

- ▶ Click on "**Registration**" to open an individual pension account under NPS. By using this option, an Indian Citizen between 18-65 years can open 'Tier I' or 'Tier I and Tier II both' types of account, an NRI/OCI individual can open only 'Tier I' account. In case you have already submitted registration request, you may take a printout of the form or you may eSign your registration form using this option.
- ▶ Click on "**Contribution**" to make Subsequent Contribution to your Tier I or Tier II account under NPS. Swavalamban account holders can also make Subsequent Contribution through this option. CRA charges are applicable on such transactions and will be recovered separately by way of units deduction from Subscriber NPS account.
- ▶ Click on "**Tier II Activation**" for activation of Tier II account under NPS. All existing Subscribers who have an active Tier I account can activate Tier II account using this option. Note: No charges is levied for the activation of Tier II account.

 To the right of this text is a vertical menu with three buttons: REGISTRATION, CONTRIBUTION (highlighted with a red circle), and TIER II ACTIVATION. At the bottom of the page, there is a footer with the text: "All NPS subscribers can contribute in Tier I & Tier II account through 'eNPS' using SBI ePay and BillDesk. To view the list of Banks associated with SBI ePay, Click Here and BillDesk Click Here" and "Now you can make contribution through UPI. Click Here to know more about UPI".

Subscriber Services - Contribution

Subsequent Contribution

*** Please ensure "Cookies" are enabled in your browser before proceeding for payment.**

Contributions through eNPS are credited in PRANs on T+2 basis (subject to receipt of clear funds from Payment Gateway Service Provider)

Permanent Retirement Account Number (PRAN) *

Date of Birth (DD/MM/YYYY) *

NPS Subscriber Type *

Request OTP through *

Add and Enter Captcha *

DD/MM/YYYY

NPS CRA NPS Swavalamban


SMS Email

2 6 + 4

Verify PRAN

Cancel

5. Provide NPS-Lite/Swavalamban PRAN
6. Provide Date of Birth
7. Select NPS Swavalamban
8. Select SMS
9. Provide Captcha
10. Select Verify PRAN

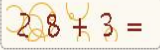
 **National Pension System Trust** **eNPS**

[Home](#) > Subscriber Services - Contribution

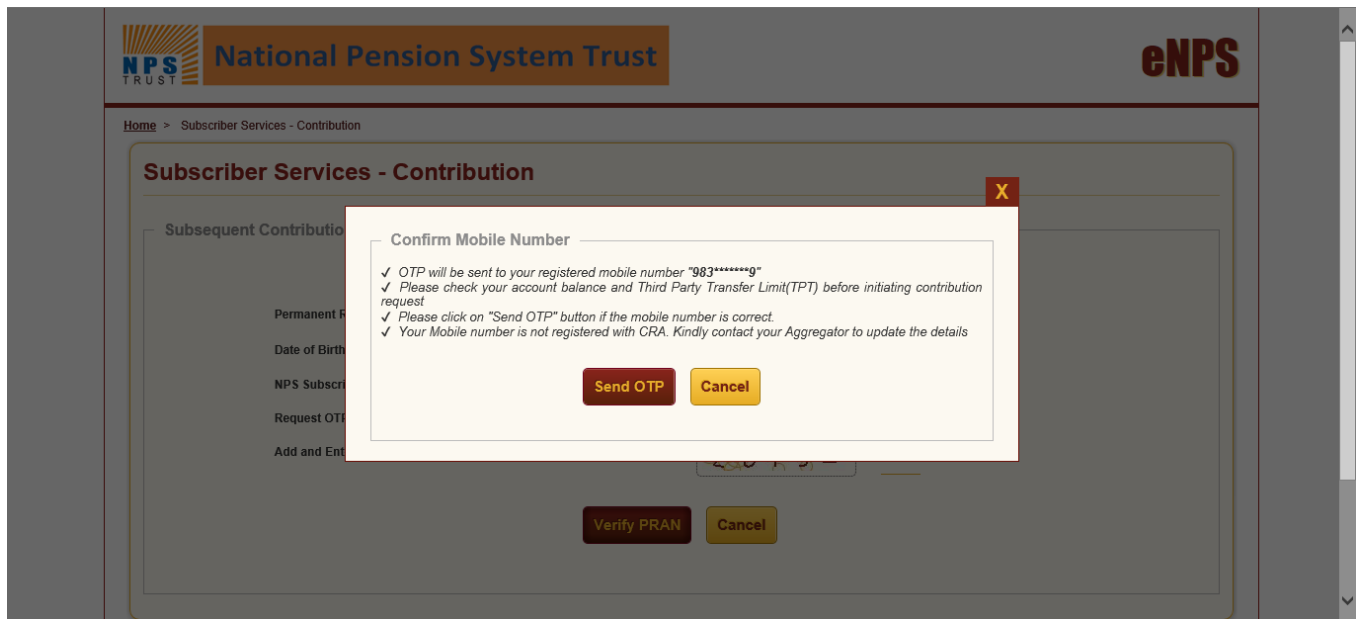
Subscriber Services - Contribution

Subsequent Contribution

** Please ensure "Cookies" are enabled in your browser before proceeding for payment.*

Permanent Retirement Account Number (PRAN) *	5000
Date of Birth (DD/MM/YYYY) *	17/11/1973
NPS Subscriber Type *	<input type="radio"/> NPS CRA <input checked="" type="radio"/> NPS Swavalamban
Request OTP through *	<input checked="" type="radio"/> SMS <input type="radio"/> Email
Add and Enter Captcha *	 31 <input type="text" value="Please enter captcha total"/>

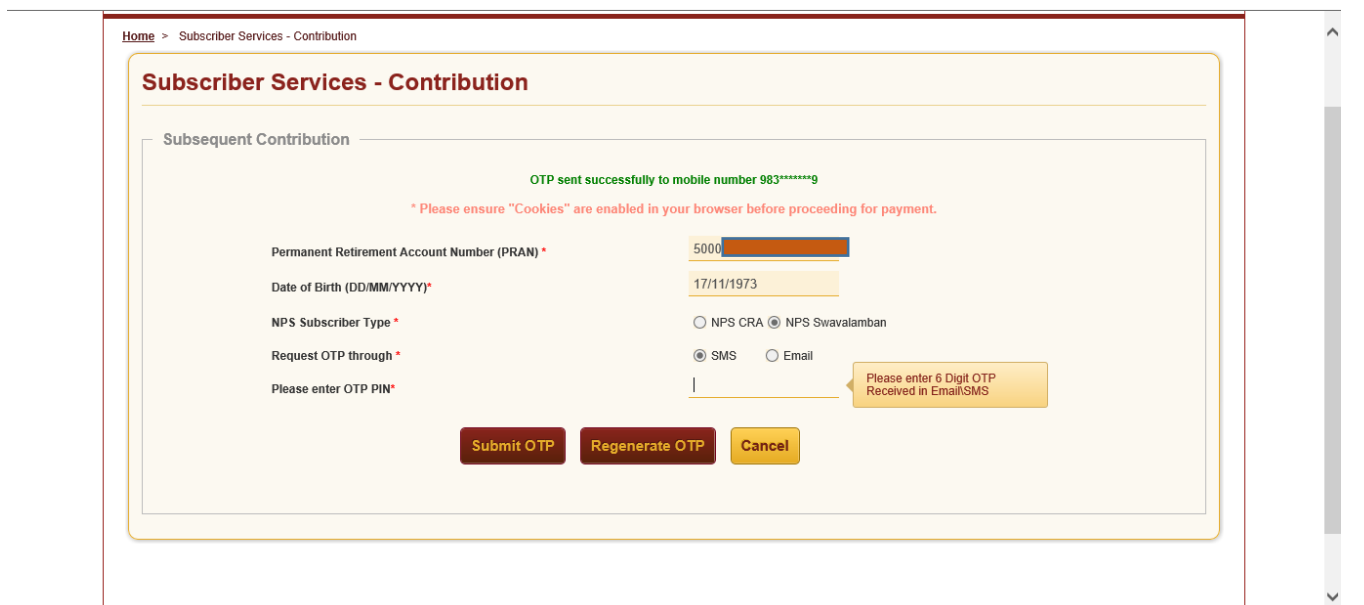
11. Select Send OTP



12. An OTP will be sent on registered mobile number

13. Provide the OTP

14. Click SUBMIT OTP



Subsequent Contribution

Subscriber's PRAN: 5000 [REDACTED] Subscriber's Name: HITE [REDACTED] MLI
 Mobile No: 983 [REDACTED] Email ID: [REDACTED].co.in

Subsequent Contribution

Request Status View

Subsequent Contribution

Tier Type	TIER I
Voluntary Contribution Amount	₹ [REDACTED]

₹ 1000
₹ 2000
₹ 5000
₹ 10000

Confirm

Total Contribution Amount	₹ [REDACTED]
Transaction Charges *	₹ 0
Goods & Services Tax (GST)	₹ 0
Amount Payable	₹ [REDACTED]

[Transaction and Service charges](#)

15. Mention the amount that the subscriber wishes to contribute in Voluntary contribution amount field.

*Minimum amount acceptable is Rs. 100/-

*Maximum amount that can be contributed in a financial year is Rs. 50,000/-

Subsequent Contribution

Subscriber's PRAN: 500 [REDACTED] Subscriber's Name: HITEND [REDACTED] MLI
 Mobile No: 983 [REDACTED] Email ID: Ma [REDACTED].co.in

Subsequent Contribution

Request Status View

Subsequent Contribution


Tier Type	TIER I
Voluntary Contribution Amount	₹ 2000


₹ 1000
₹ 2000
₹ 5000
₹ 10000


Edit Amount

Total Contribution Amount	₹ 2000.00
Transaction Charges *	₹ 0.00
Goods & Services Tax (GST)	₹ 0.00
Amount Payable	₹ 2000.00

Payment Gateway Option







Payment through your Debit Card/UPI is only upto ₹ 2000/- (Including charges)

15. Select Payment Gateway option
16. Mark the Declarations
17. Click make payment

Amount Payable ₹ 2000.00

Payment Gateway Option
 SBlePay BillDesk AXIS PAY UPI

Payment through your Debit Card/UPI is only upto ₹ 2000/- (Including charges)

Declaration By Subscriber
 I hereby declare that I am the bonafide subscriber of NPS and the contribution being paid for this transaction pertains to my PRAN. I further declare that I will make payment from my bank account (applicable in case of Bank POP).
 Declaration under the Prevention of Money Laundering Act, 2002

I hereby declare that the contribution paid by me has been derived from my legally declared and assessed sources of income. I understand that NPS Trust has the right to peruse my financial profile or share the information, with other government authorities. I further agree that NPS Trust has the right to close my PRAN in case I am found violating the provisions of any law relating to prevention of money laundering

I hereby declare that I am the bonafide subscriber of NPS and the contribution being paid for this transaction pertains to my PRAN. I further declare that I will make payment from my bank account (applicable in case of Bank POP).

NOTE : Please mention 'NPS Contribution' as remark in the payment remark at your banking site.

Please confirm the declaration by clicking on the above check box to proceed.

Transaction and Service charges

• Note

- Contributions are credited in PRANs on T+2 basis (subject to receipt of clear funds from Payment Gateway Service Provider)

National Pension System Trust

Home

Home > Subscriber Subsequent Contribution

Subscriber's PRAN: 5000005
Mobile No: 9833914209

Subsequent Contri

Request Status Vie

Payment Gateway Charges

● English ○ हिन्दी

Net Banking: ₹ 0.60 per transaction + Goods & Services Tax (GST) @ 18%

Credit Card: 0.90% of the transaction amount + Goods & Services Tax (GST) @ 18%

* Payment through your Debit Card/UPI is only upto ₹ 2000/- (Including charges)

You will now be re-directed to Payment Gateway website. Your Subsequent Contribution against your Permanent Retirement Account Number (PRAN) will be confirmed after Successful payment.

Total Contribution Amount	₹ 2000.00
Transaction Charges *	₹ 0.00
Goods & Services Tax (GST)	₹ 0.00

18. Select the option through which payment has to be done and provide bank account details

Payment Details

Debit/Credit Card
Internet Banking
PayPal

Popular Banks

SBI

All Banks

Please Select

Pay Now Cancel

Order Summary

Order No.: eNPS6809615

Merchant Name: SACHINC

Amount: 2.00

Processing fee:

GST:

Total:

Visit <https://www.sbiepay.com> to know the status of your transaction.

19. Confirmation receipt is received and status of contribution can be checked using Ack no. provided in the receipt

Home > Subscriber Payment Confirmation

Receipt of Payment Confirmation - Subsequent Contribution

NPS Trust National Pension System Trust

Electronic Fund Transfer

Permanent Retirement Account Number (PRAN)	50000000000000000000
Name of the Subscriber	HITENDR
Contribution Amount*	INR 2000.00
Contribution Tier Type	Tier I
POP Trail Commission + Goods & Services Tax (GST)*	INR 0.00
Payment Gateway Charge + Goods & Services Tax (GST)*	INR 2.95
Acknowledgement Number	18000323
Merchant Order Number	eNP56809615
Contribution Receipt Number	12801906019999919
Transaction Reference Number	5330640383302
Transaction Date	2019-11-07 11:09:26
Transaction Status	Successful

SAVE/PRINT PAYMENT RECEIPT **Request Status View**

20. Request Status View can be seen as below

Home

NPS National Pension System Trust eNPS

PRAN: 500

Acknowledgement No	Receipt No.	Request Received Date	Status	Tier Type	₹ Amount	
18000323	12801909019999919	2019-11-07 11:11:42.098	Pending	Tier I	2000.00	

Subsequent Contribution

Request Status View

Request Status View

Transaction Type* SUBSCRIBER CONTRIBUTION

Ack No. / Receipt No.** 18000323

PRAN 500

Capture From Date (DDMMYYYY)

Capture To Date (DDMMYYYY)

Submit Reset

**Please enter the Ack No. or Receipt No. provided by the Nodal Office/POP-SP at the time of submission of the request or the dates in between which the request was placed.

Best viewed in Google Chrome 30.x or higher, Mozilla Firefox 27.x or higher & Internet Explorer 11.x or higher with a resolution of 1024 X 768. Privacy Policy